



Shikshan Prasarak Mandal, Kamptee's

Seth Kesarimal Porwal College of Arts & Science & Commerce, Kamptee – 441 001

Affiliated to RTM Nagpur University, Nagpur, Maharashtra

NAAC Accredited with 'A' Grade

Website: www.skpckamptee.org

E-mail : iqac.skpc@gmail.com; principal@skpckamptee.org

Internal Quality Assurance Cell (IQAC)

Dr. M. B. Bagade
Principal

Dr. P. R. Dhongle
Coordinator

Date: 21 / 12 / 2021

Feedback Analysis 2020 – 2021

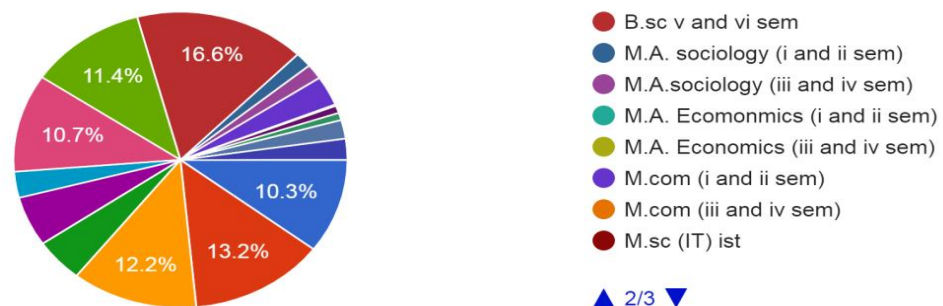
Analysis of Student Feedback Form 2020 – 2021

The feedback of students for the session 2020-21 was taken by the feedback committee. For this purpose an open ended questionnaire was prepared. The feedback contained twenty three statements which students had to respond to. Total seven hundred and thirty seven respondents have responded to this questionnaire. The detailed analysis of this questionnaire is as under:

The first three points were Email, Name and Contact Number. The next question was about the class in which students study. Students have to select the correct option from the drop down list. The response is shown in the following pie diagram.

Class

737 responses

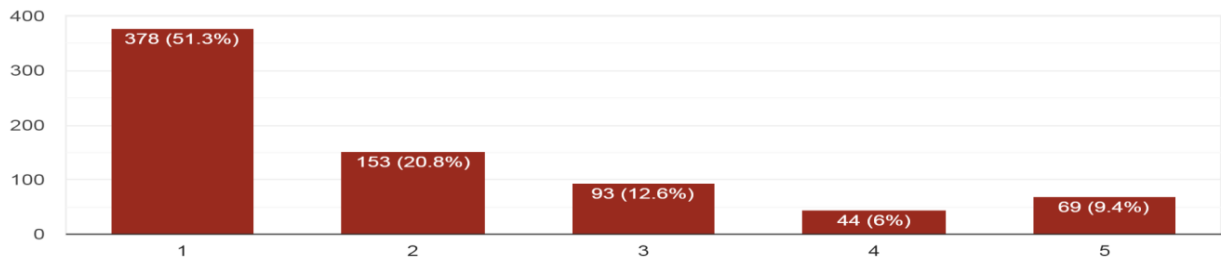


It is visible that one hundred and twenty two students were from B. Sc. Sem. V and VI. Ninety students were from B. A. Sem. V and VI. While 13.2 % of the students were from B. A. Sem. III and IV; and 11.4 % students were from B.Sc. Sem. I and II. Forty students were from B. Com. Sem. III and IV. All the post graduate students responded to said feedback.

The next statement was the name of the teacher. All the permanent teachers, Adhoc as well as contributory teachers feedback was duly received. The next statement which students have to

respond on likert scale is feedback on “The teacher covers the entire syllabus”. The response of this statement is as under

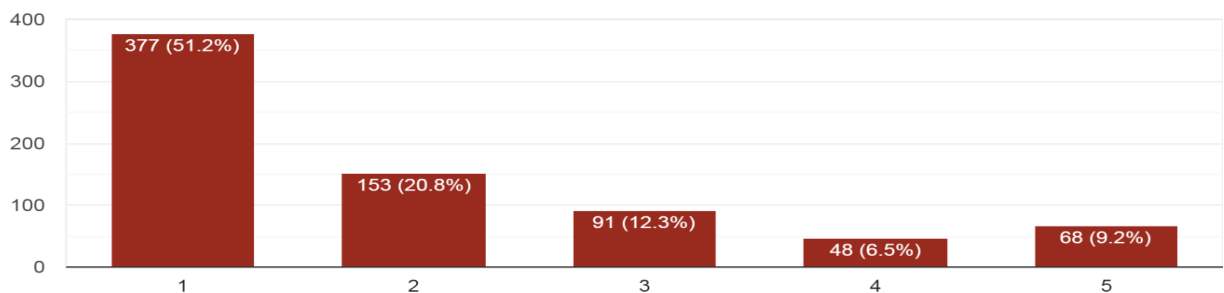
The teacher covers the entire syllabus
737 responses



It is clear that three hundred and seventy eight respondents strongly agree with the statement while least 9.4 % strongly disagree with the statement. 12.6 % of respondents have a neutral opinion over it.

The next statement which respondents have to respond to five point likert scale was about syllabus knowledge and the communication. The following graph shows the response of the said statement.

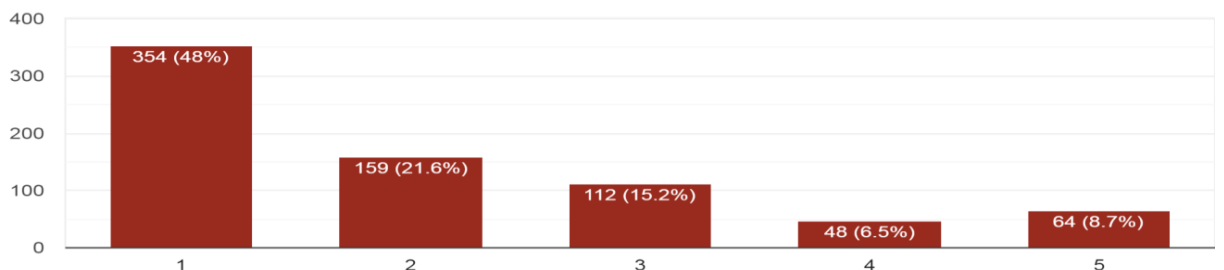
The teacher has deep knowledge of syllabus and communicates it clearly
737 responses



Three hundred and seventy seven students have strongly agreed with the statement. While 20.8% agreed with the statement. Sixty eight respondents strongly disagreed with the statement.

The next statement was about whether the teacher while teaching encourages students. The response to this is shown in following graph

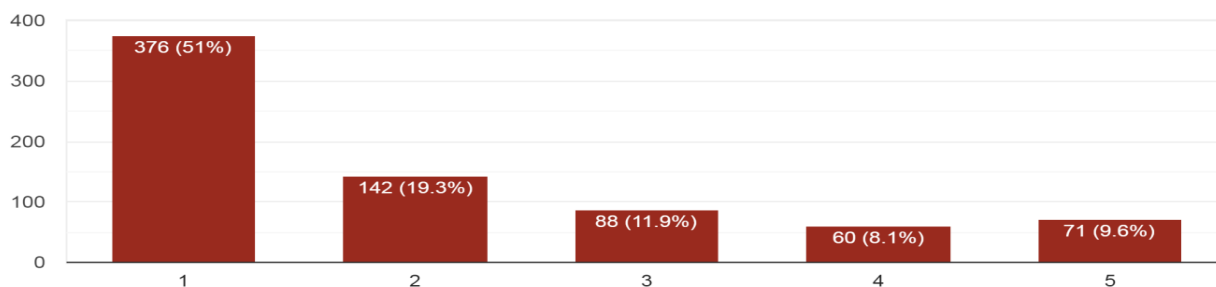
Teachers inspires me while teaching
737 responses



It is clear that three hundred and fifty four respondents strongly agreed with the statement. While 21.6% responses agreed with the statement. Only sixty four respondents strongly disagreed with the statement.

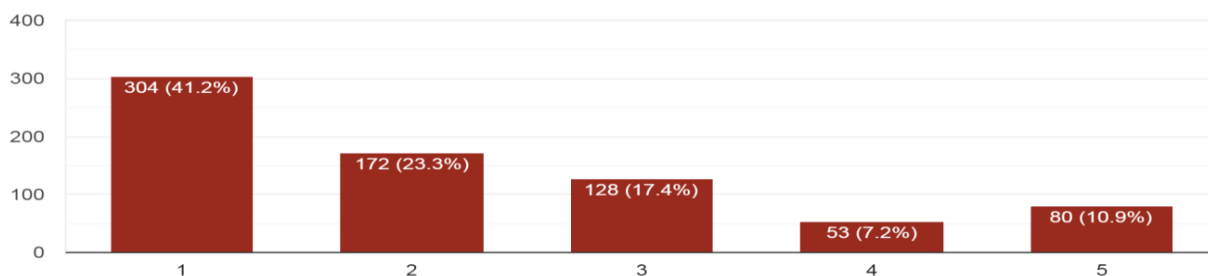
The next statement was “Teacher is punctual to the class and completes the course”. Response received is as under

Teacher is punctual to the class and completes the course
737 responses



More than fifty one percent of students strongly agree with the statement. While one hundred and forty two students agree with the statement where as seventy one respondents strongly disagreed with the statement.

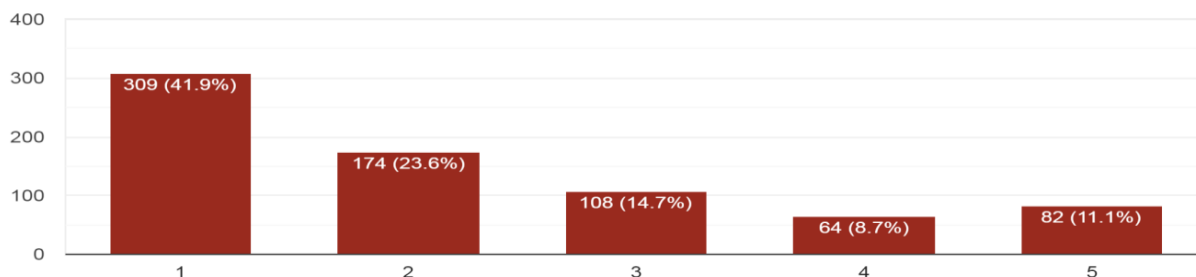
The teacher provides guidance/counseling in academic and non-academic matters in/out side the class
737 responses



The above graph shows the response of students to the statement “The teacher provides guidance/counselling in academic and non-academic matters in/outside the class”. It is clear that three hundred and four students strongly agreed with the statement. While one hundred and seventy two agree with the statement. Eighty students strongly disagreed with the statement.

The use of modern technology like PowerPoint presentations, handouts are always welcomed by the students. The student response to this is as under

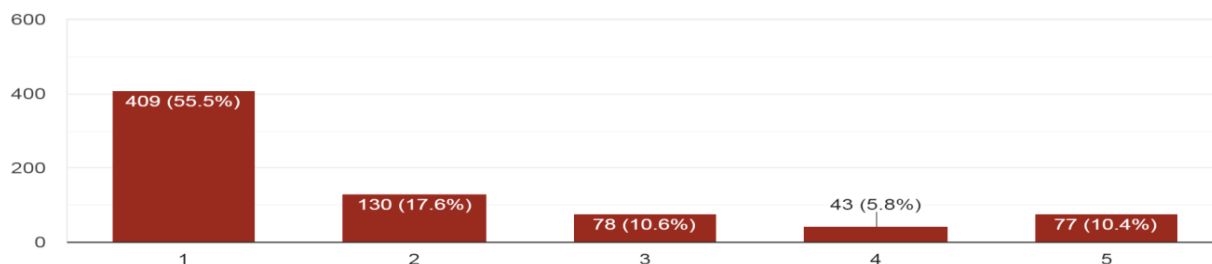
The teacher uses modern teaching aids/gadgets, handouts, suggestion of references, PPT, web-resources (Any other)
737 responses



It is clear that three hundred and nine students strongly agreed with the statement. While one hundred and seventy four respondents agreed with the statement where as eighty two students strongly disagreed with the statement.

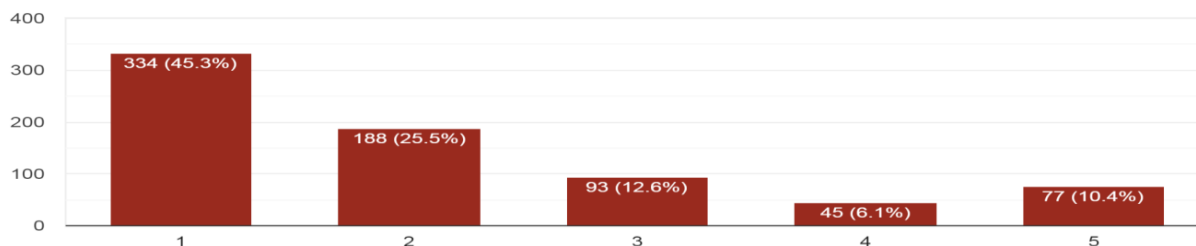
The attitude of teachers towards students was questioned in the next statement. The response is as under

The teacher's attitude toward the students is friendly and helpful
737 responses



In this responses 55.5 % students strongly agree that teachers' attitude towards them is friendly and helpful. Seventy eight students have a neutral view on this. Whereas seventy seven students strongly disagreed with the statement.

Teacher undertakes Periodical assessments as per schedule
737 responses

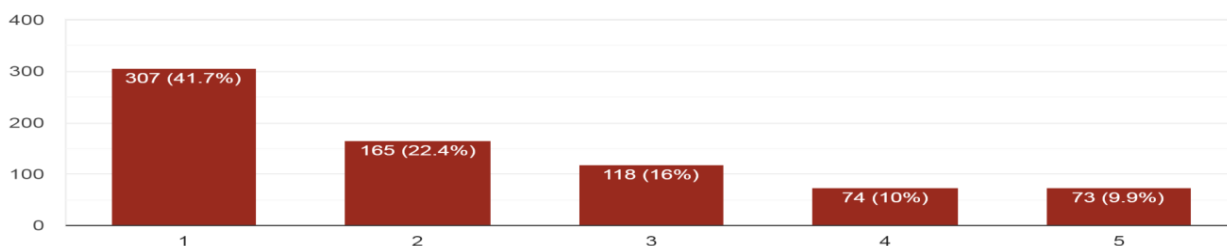


The periodical assessments are taken in the form of class tests, examination, assignments etc. The response shows that 45.3% of respondents strongly agreed with the statement. 25.5 % of

respondents agreed with the statement. 10.4 % of respondents strongly disagreed with the statement.

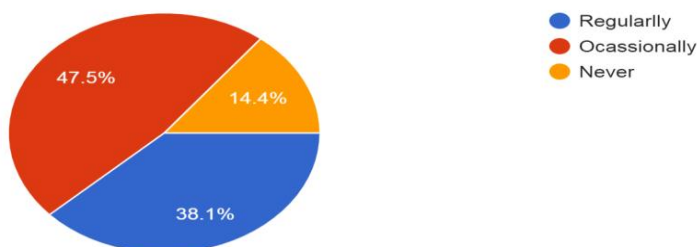
The non-traditional methods like quizzes, seminars, assignments, classroom presentations create a great deal of interest among students. Hence, the next statement was about it. The response is as under

The teacher uses non-traditional methods of evaluation like Quiz, Seminars, Assignments, Classroom presentation/participation(Any other)
737 responses



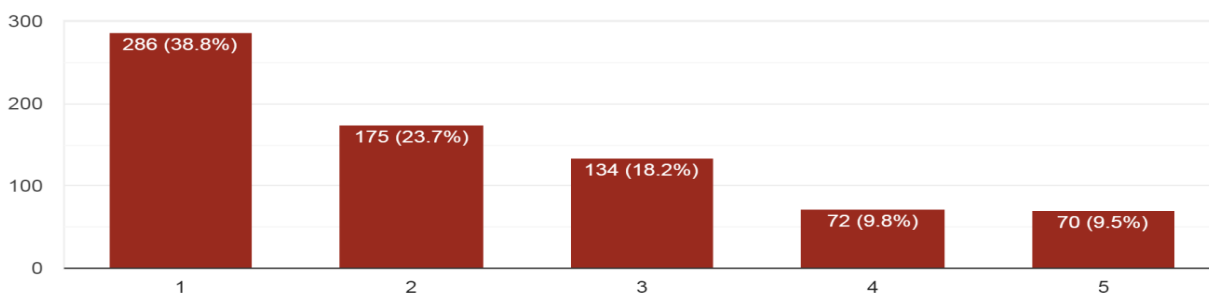
It is clear that three hundred and seven responses strongly agreed with the statement and 22.4 % respondents agree with the statement. While seventy three strongly disagreed with the statement. The library is an integral part of any institute. The frequency of visits to the library is judged in the next statement. It is clear that 38.1% regularly visit the library. 47.5 % occasionally visit the library. One hundred and six students reported that they never visit the library.

How often do you visit the Library
737 responses



The availability of books in the library is judged in the next statement. The response is as under

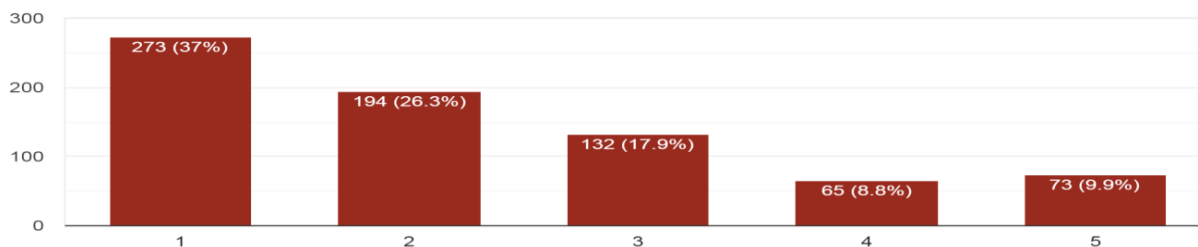
The required number of books in your Subject are available in the Library
737 responses



Two hundred and eighty six students strongly agreed with the statement and one hundred and seventy five students agreed with the statement. While seventy students strongly disagreed with the statement.

Respondents opinion on the availability of reading space in the library is shown as under

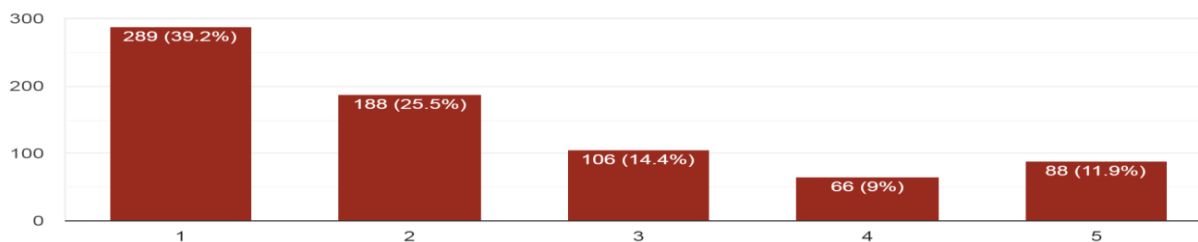
The library has adequate reading space.
737 responses



It is clear that two hundred and seventy three respondents strongly agreed with the statement. After that one hundred and ninety four students agreed with the statement. While seventy three responses strongly disagreed with the statement.

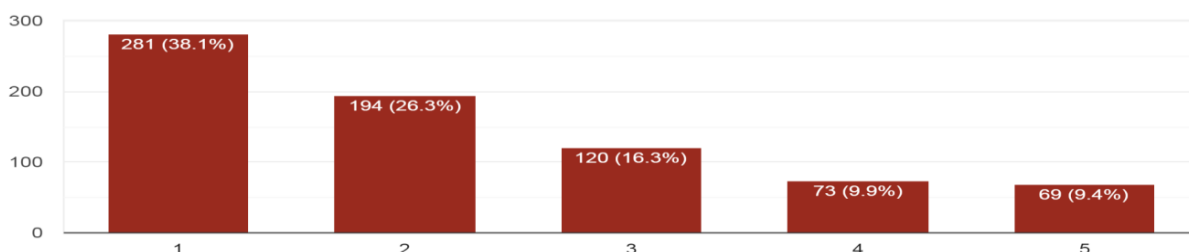
The cooperation offered by the library staff is judged in the next statement.

Libraray staff is cooperative and helpful
737 responses



The response shows that two hundred and eighty nine students strongly agreed with the statement. One hundred and eighty eight students agreed with the statement. While 11.9% strongly disagreed with the statement.

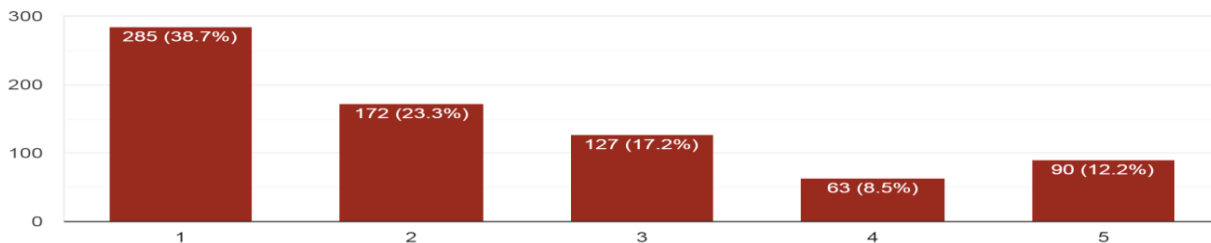
Office staff is helpful in administrative matters
737 responses



The opinion of respondents on the working of office staff is judged in the next statement. The above graph shows that two hundred and eighty one respondents strongly agreed with the statement and 26.3% of respondents agreed with the statement. While one hundred and twenty have neutral opinions about it.

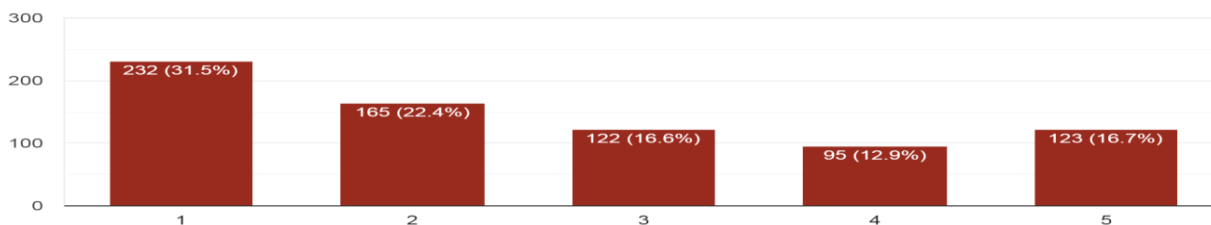
The next statement was “The classrooms are cleaned regularly”. The response shows that 38.7 % strongly agreed with the statement and 23.3 % agreed with the statement. While ninety student respondents have strongly disagreed with the statement.

The classromms are cleaned regularly
737 responses



In the next statement an opinion on the cleanliness of the toilet was sought. The response is as under

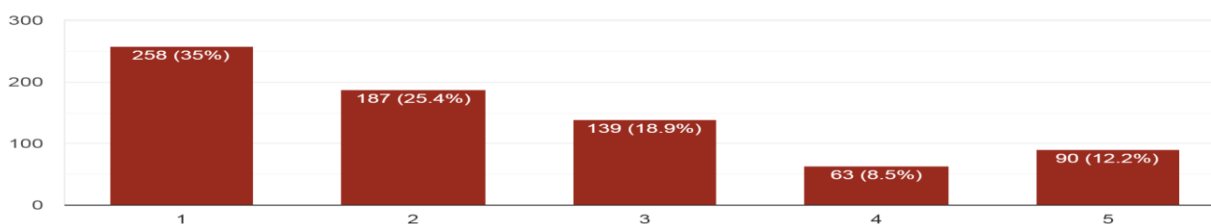
Toilet of college are clean
737 responses



31.5 % of respondents strongly agreed with the statement. While one hundred and sixty five agree with the statement. One hundred and twenty three strongly disagreed with the statement.

The opinion of respondents regarding the availability and quality of drinking water was sought in the next statement. The response is as per below

College provides clean and adequate drinking water
737 responses

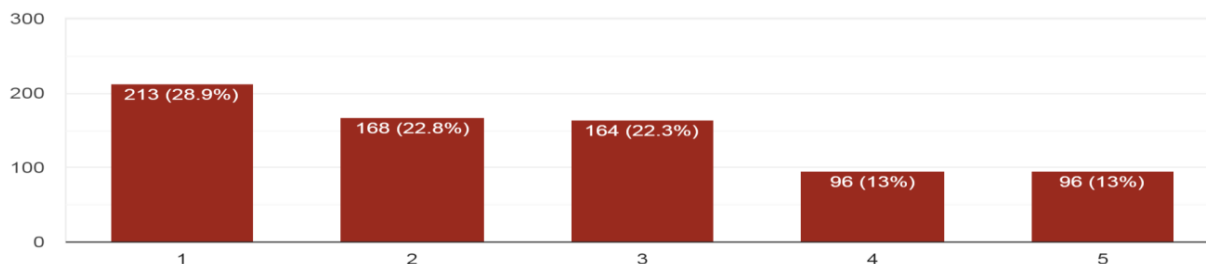


The response is in the affirmative mode. Maximum 35 % believe that the availability and quality of water is good. While one hundred and eighty seven students strongly agreed with the statement.

The college has its own canteen. The perception of students regarding it was sought in the next statement. The response shows that two hundred and thirteen students have strongly agreed with

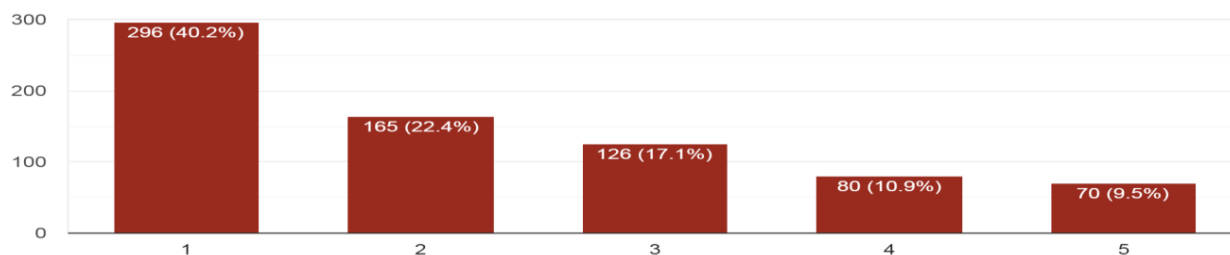
the statement. One hundred and sixty eight students agreed with the statement.

The food served in the canteen is of good quality
737 responses



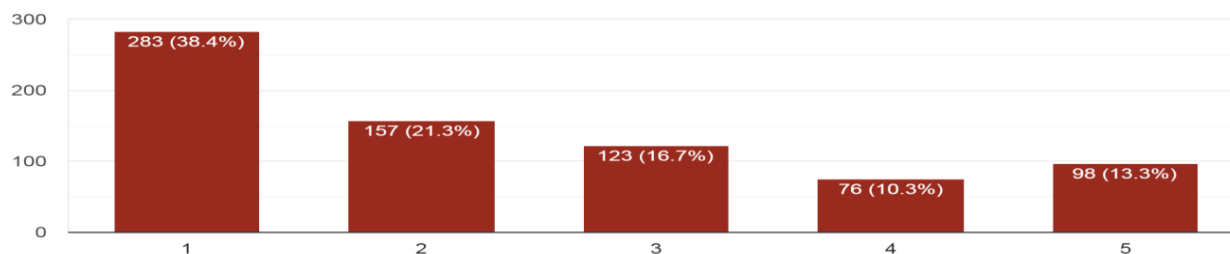
The below graph shows the responses of students towards labortaties of the college. It is visible that two hundred and ninety six students strongly agreed with the statement. Followed by 22.4% responses who agreed with the statement. While seventy students strongly disagreed with the statement.

The college has proper labortatry facilities
737 responses



The NSS and NCC units of the college work for the overall development of students. The opinion of students was analysed in the next statement. The graph shown below shows the response received therewith

You are satisfied with the working of NSS and NCC unit
737 responses

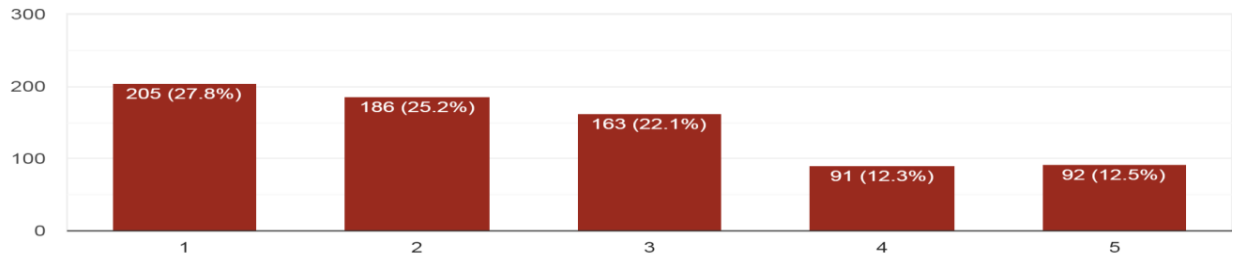


The 38.4 % students strongly agree with the statement that they are satisfied with the working of NSS and NCC units. One hundred and fifty seven students agree with the statement.

The college has its own placement cell. The awareness of it was questioned in the next statement. The response is given below

you aware of the functioning of a placement cell in our College

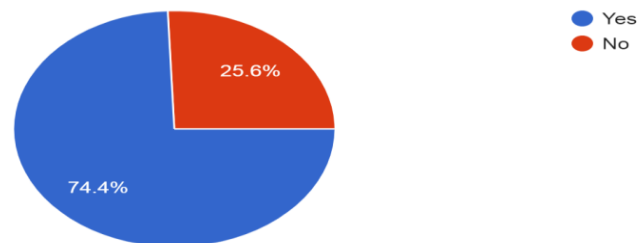
737 responses



The response shows a mixed response. However two hundred and five students out of seven hundred and thirty seven students are aware of the placement cell.

you are aware that the college has complaint box

737 responses



The above pie diagram shows the response of students towards the awareness of the complaint box. It is clear that 74.4 % of respondents i.e. five hundred and forty eight students have given affirmative response.

In the last feedback, suggestions to improve college were asked. Some of the prominent suggestions are listed below

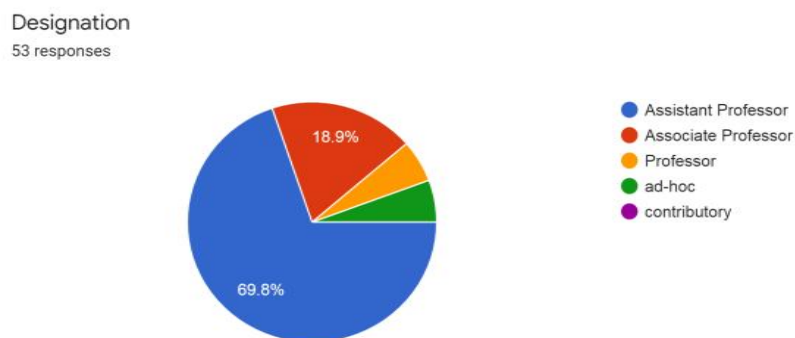
1. Keep the college ground clean
2. Increase parking capacity
3. Create sustainable student farm
4. Focus on creating spaces where students can come together

Also there are few students who wish for improvements in drinking water, canteen and parking areas, and ventilation in classrooms.

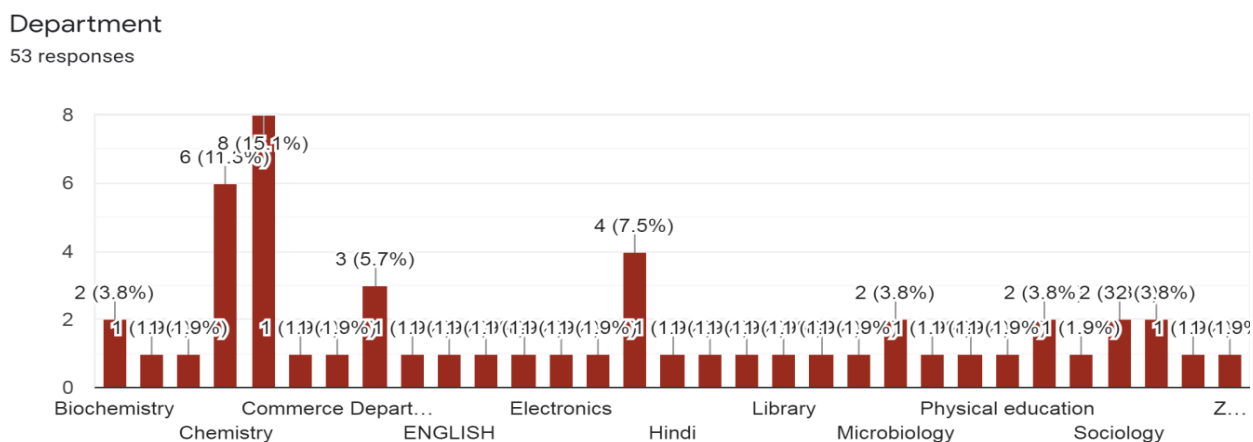
Analysis of Teacher Feedback Form 2020 – 2021

The teacher's feedback was collected from the teachers of Seth Kesarimal Porwal College of Arts and Science and Commerce Kamptee, Nagpur. There were twelve questions based on five point likert scale which were designed in order to get feedback from teachers regarding various aspects of teaching and associated facilities. The feedback was collected based on various criteria which include syllabus, ICT facilities, research facilities, library facilities, examination and admission procedure. The questionnaire was designed in Google form which was circulated through a link on the college official Whats App group. Feedback was collected from fifty three teachers which include all permanent faculties, non grant approved faculties, ad hoc as well as contributory faculties. The detailed analysis of teachers' feedback is as follows:

The designation wise segmentation of teachers is given in following pie diagram



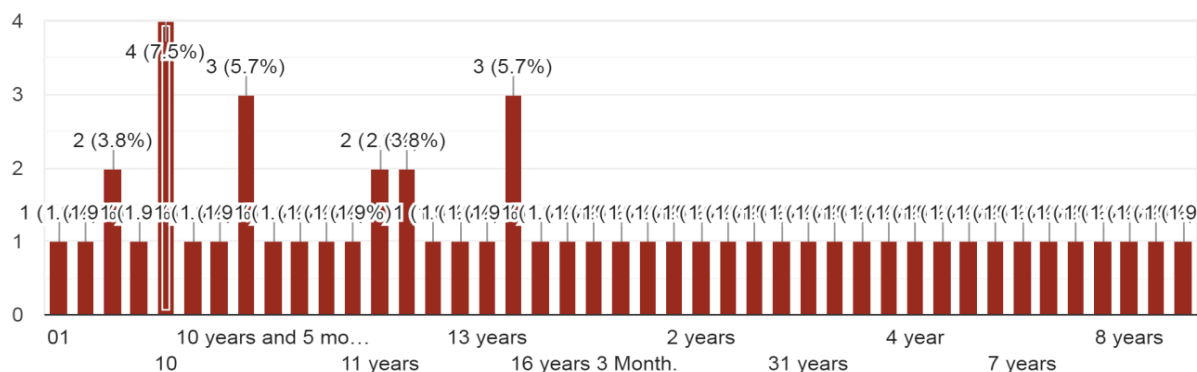
Out of fifty three responses, a maximum of 69.8 % teachers are Assistant Professors, followed by 18.9 % Associate Professors. Out of fifty three, three teachers are of Professor Cadre, while three are ad-hoc teachers.



All the departments of college have participated in the feedback. The most numbers of teachers who have contributed feedback comes from the Commerce Department viz. eight followed by Department of Chemistry having six teachers giving their feedback.

Teaching Experience

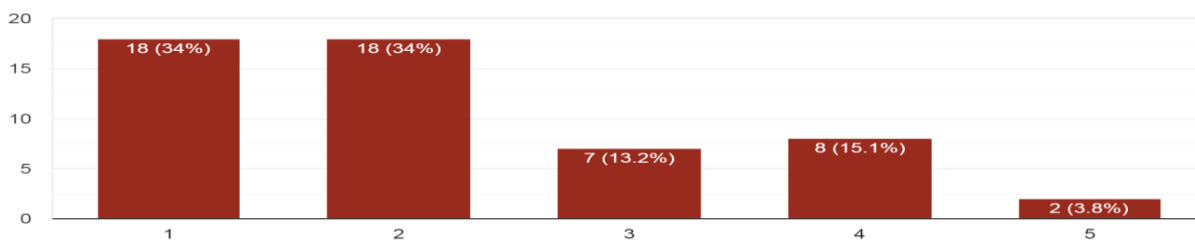
53 responses



The experience of teachers who have participated in feedback ranged from 1 year to 30 years. Most teachers have less than twelve years of experience whereas five teachers possess more than thirty years of experience.

The courses / syllabi taught by me have a good balance between theory and application

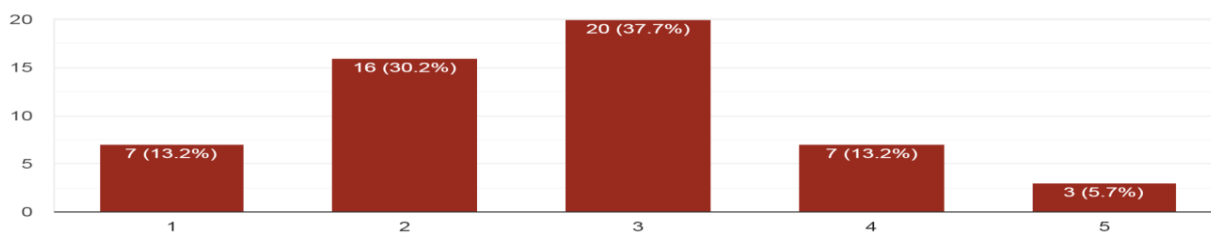
53 responses



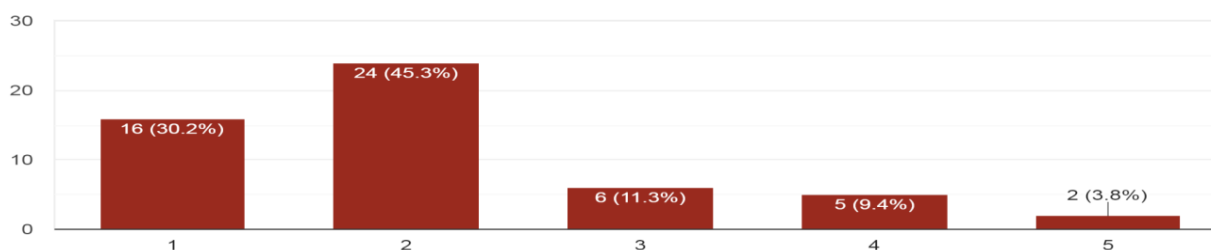
When asked whether teachers feel that the syllabus taught by them have a good balance between theory and application, 34 % strongly agreed that there is good balance, followed by equal numbers who agreed that there is a balance, while two teachers strongly disagreed with the statement.

Next statement which was put before the respondent was about the curriculum content and industry requirement. The graph below shows that 13.2 % strongly agree with the statement while highest i.e. 37.7 % have a neutral view on the said statement.

Contents of curriculum are as per the industry requirement
53 responses

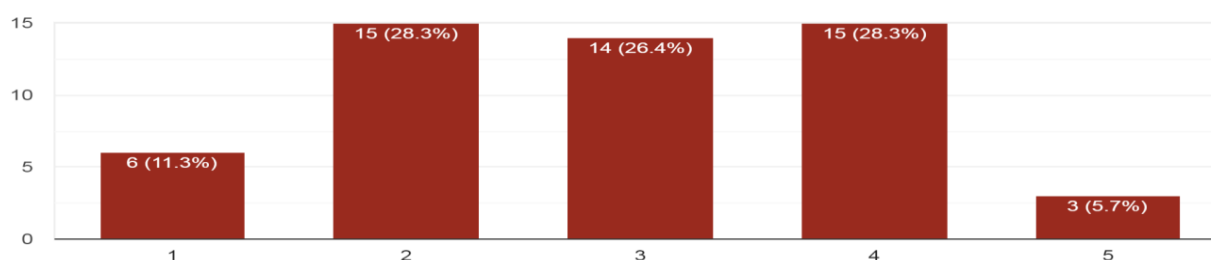


The objectives of the syllabi are well defined
53 responses



The above graph shows the response of teachers on the statement viz. the objectives of the syllabi are well defined. It has a similar response like the earlier statement. Here 30.2 % of teachers strongly agreed that the objectives of syllabi are well defined. While most i.e. 45.3 % of respondents agreed with the statement.

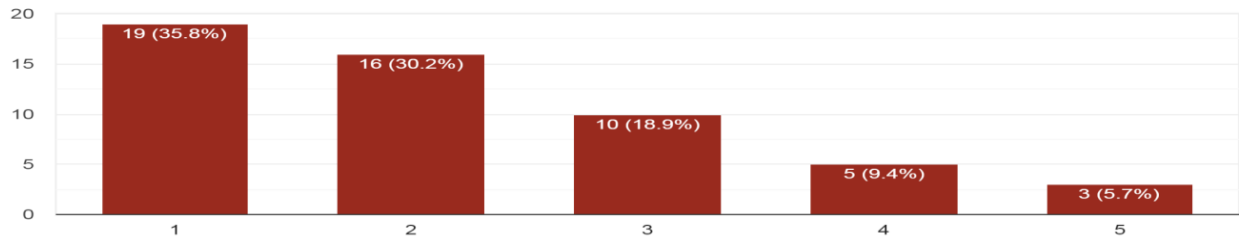
ICT facilities available in the college are adequate and satisfactory
53 responses



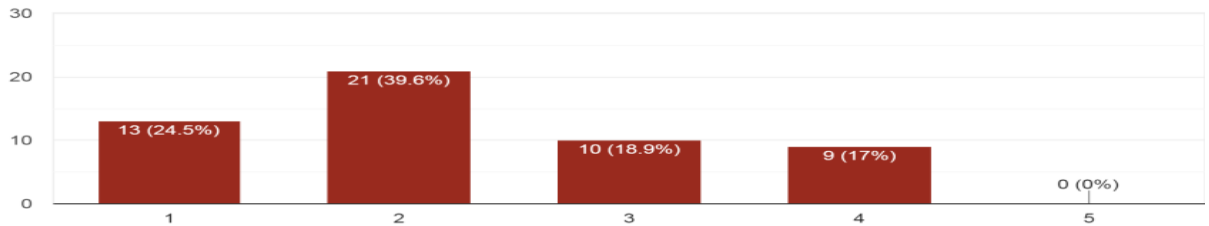
The ICT facilities are provided for the teachers. The satisfaction of teachers shows that 11.3 % have strongly believed that they are of satisfactory level. 28.3 % teachers have agreed that they have a satisfactory level. While fifteen respondents believed that they are not adequate.

Next statement was about opportunities and support extended to faculty members for upgrading skills and qualification. The response to this shows that most of them i.e. 35.8% have strongly agreed with the statement and three teachers strongly disagreed with the statement.

The college provides adequate opportunities and support to faculty members for upgrading their skills and qualifications
53 responses



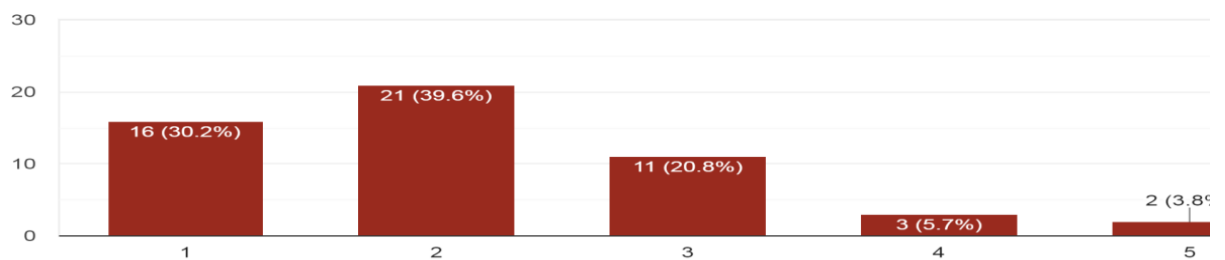
The environment in the College is conducive to teaching and research
53 responses



The next likert scale statement was about the environment in the college pertaining to teaching and research. During the analysis it was found that 24.5 % strongly agreed that there is conducive environment for teaching and research. While a maximum of 39.6 % agreed with the statement.

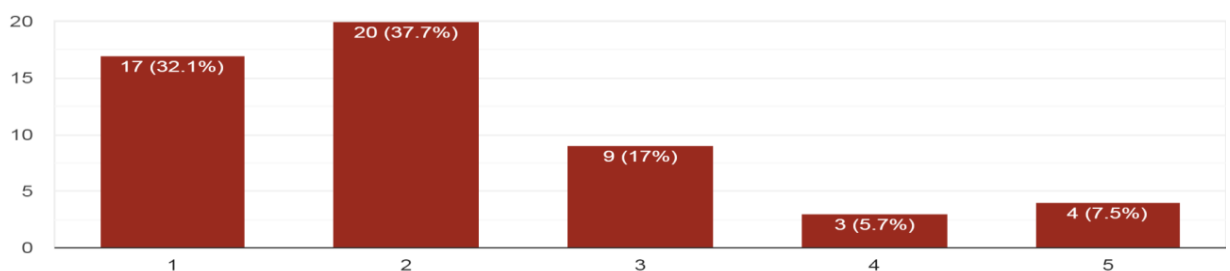
The next statement was about the relevancy of books and journals for the syllabus. The following graph shows the response of teachers.

The books/journals etc. prescribed / listed as reference materials are relevant, updated and cover the entire syllabi
53 responses



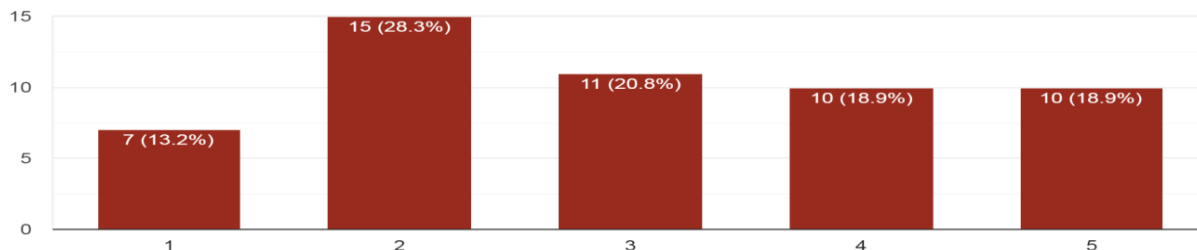
It shows that 30.2% strongly agreed with the statement while 39.6 % agreed with the statement

In library the prescribed books are available in sufficient numbers
53 responses



The availability of prescribed books in the library was questioned in the next statement. The following analysis shows that 32.1% have strongly agreed with the statement. Whereas maximum of twenty teachers have agreed that there is adequate availability of books in the library.

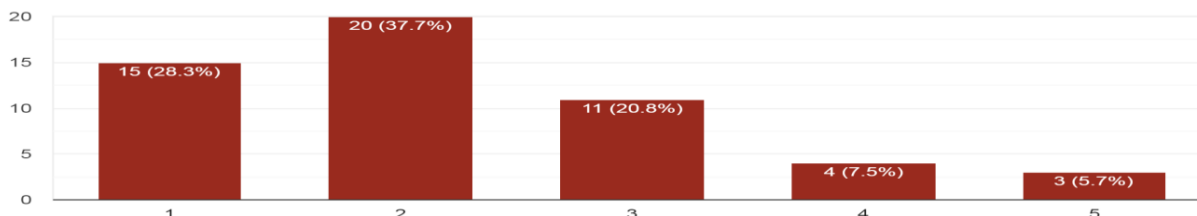
Classrooms, toilets/washrooms are clean and well maintained
53 responses



The above graph shows the scattered opinion about cleanliness and maintenance of classrooms, toilets. Seven teachers strongly agreed with the statement and twenty teachers seem to have the opinion that there is scope of improvement in this regard.

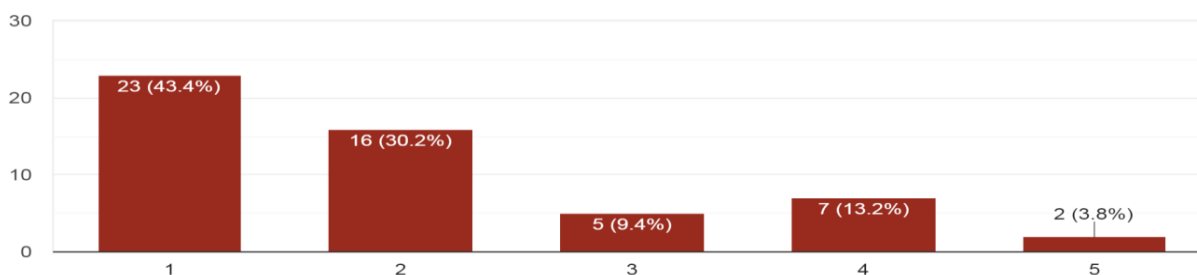
The freedom to adopt new technologies for the assessment of students was questioned in the next statement. It was found that fifteen teachers strongly agreed with the statement while twenty agreed with the statement.

I have the freedom to adopt new techniques / strategies of testing and assessment of students
53 responses



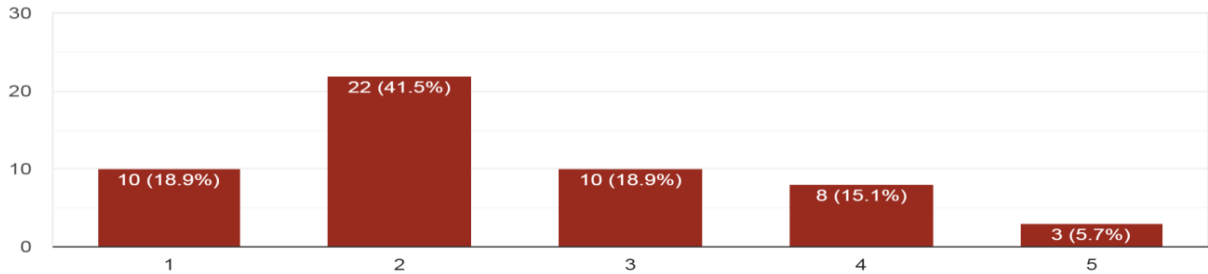
The feedback about two vital services i.e. admission and examination were judged in the next statement. It was found that 43.4% of respondents strongly agreed with the statement and sixteen teachers have agreed.

The admission and examination process is satisfactory
53 responses



In the last statement was about reward and recognition for novel research. It was found that 18.9 % have strongly agreed with the statement, whereas three teachers strongly disagreed with the statement.

The reward and recognition is given for novel research
53 responses



The last segment of Google form was about suggestions for the overall development of the college. In the response most of the teachers seemed to be satisfied with the progress of the college. The most prominent suggestions regarding improvement were as follows:

- 1) All teachers should endeavour to build a strong his/her profile eventually developing the college.
- 2) At least once in a month group discussion with the principal should be done.
- 3) Many students of the local and rural areas of Kamptee, Kanhan, Parseoni, Ramtek are going to Nagpur city for higher education (B. A., B. Com., B. Sc.) which is available in our college. Even our college is one of the reputed colleges of Nagpur University. We need to attract and aware local and rural area students about our college and facilities as well as many programmes conducted by the departments.
- 4) Provide the facility of Wi-Fi connections in the department for online classes.
- 5) More facilities for research should be provided.

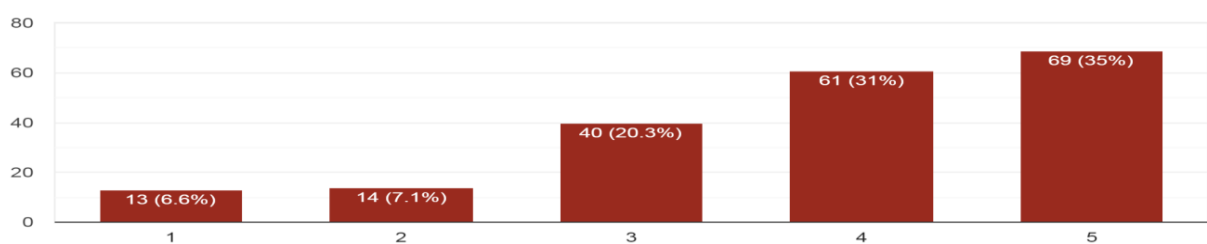
Analysis of Parents Feedback Form 2020 – 2021

The parent feedback for the session 2020-21 was taken from the parents via Google form. The Google form was designed and students were asked to distribute them to their parents. The response from parents was spontaneous. Total one hundred and ninety seven parents have filled out a questionnaire. The questionnaire was designed into two parts. The first segment is about the general questions. These include email, name of parent, address, contact number, name of child. The last question in this segment was the class in which the child studies.

The second segment of the questionnaire was about the statement based on likert scale. The respondents were asked to give their opinion on a five point likert scale.

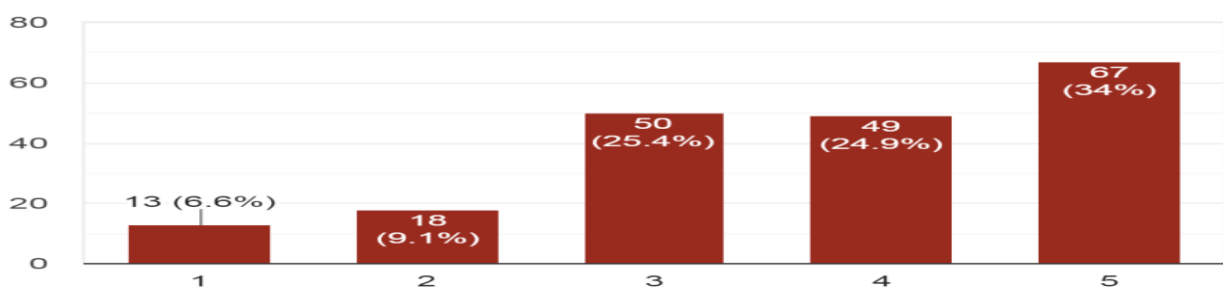
The first statement is about the overall environment of the college is encouraging for the all round development of your child. It is seen that 35 % of parents strongly agree with this statement. While 31 % respondents agreed with the statement.

The overall environment of the college is encouraging for the all round development of your child
197 responses

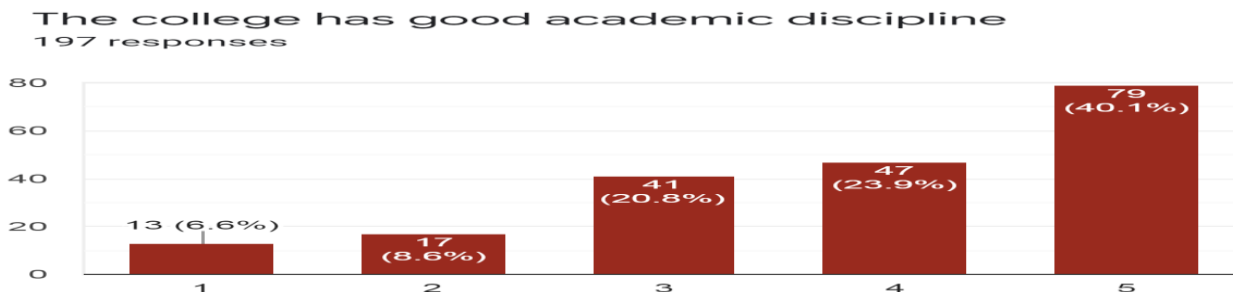


The admission process is the first thing which parents and students face in college. The next question is that the admission process undertaken by the college is fair and transparent. The following graph shows that a maximum 34% of respondents strongly agree with the statement. Forty nine respondents agreed with the statement, whereas fifty respondents have a neutral opinion on it.

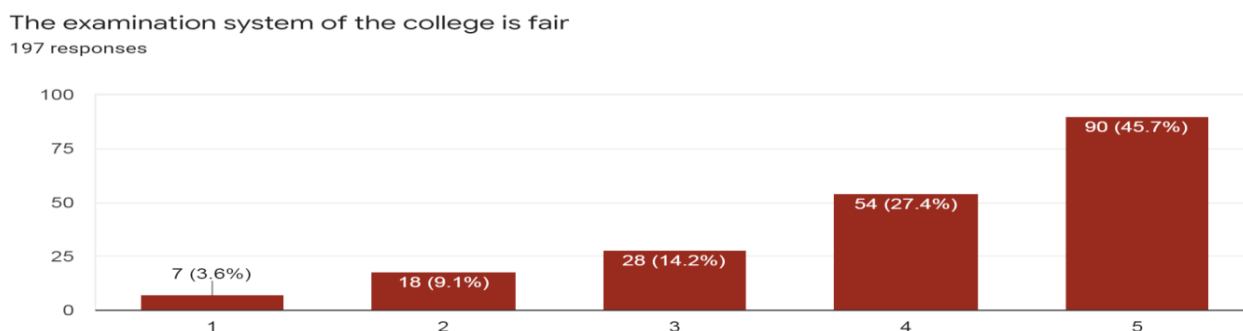
The admission process undertaken by the college is fair and transparent
197 responses



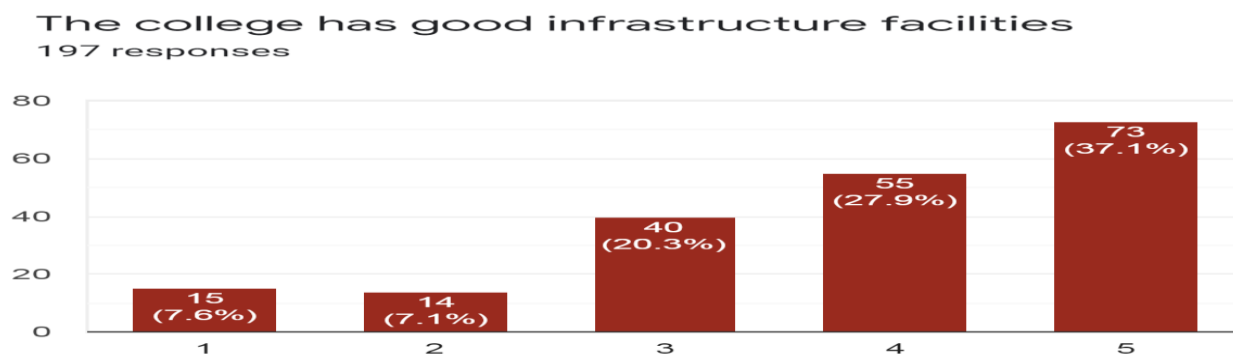
The academic discipline is always the priority for the parents. The college administration works hard for maintaining good academic discipline. The next statement is that the college has good academic discipline. Maximum seventy nine respondents strongly agreed with the statement. After that forty seven respondents agreed with the statement.



The next statement was about fairness in the examination. The response is as per below. It can be seen that ninety out of one hundred and ninety seven respondents strongly agreed with the statement. Fifty four respondents agreed with the statement. While twenty eight have a neutral opinion on the given statement.

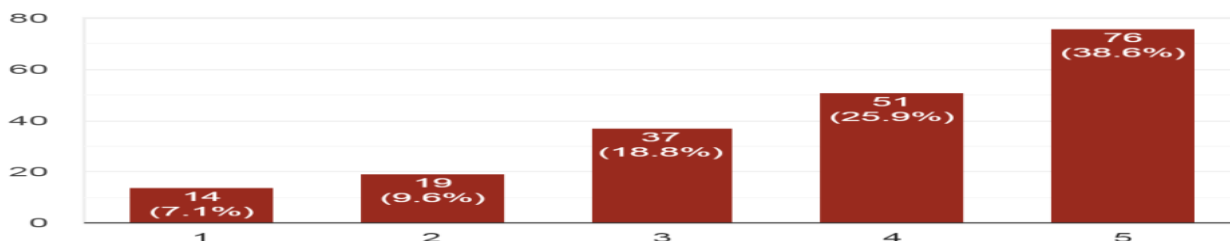


The infrastructure facility is always the concern for the parents as well as for students. Hence the next statement was about it. The response shows that seventy three respondents felt that strongly agree with the statement, while fifteen respondents' parents strongly disagreed with the statement.



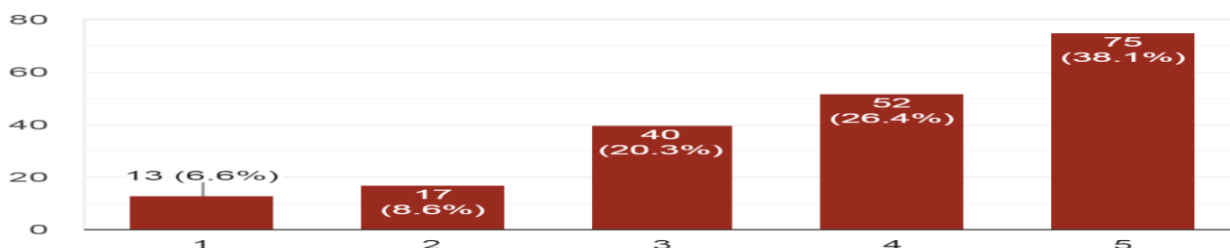
The other necessary facilities like library, internet and computers are duly provided by college administration. In this 38.6 % of respondent parents strongly agree with the statement. Fifty one respondents' parents agreed with the statement, while fourteen parents strongly disagreed with the statement.

The college has good learning resources like library, internet and computers
197 responses



The status of work culture was judged in the next statement. It is seen that 38.1 % of respondents strongly agreed with the statement. It is closely followed by fifty two respondents who agree with the statement.

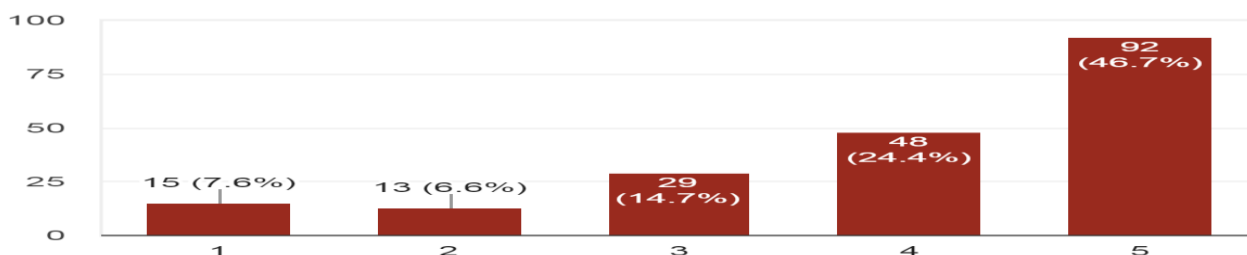
The work culture in the college is healthy
197 responses



The opinion of parents about the canteen facility was sought in the next statement. Out of one hundred and ninety seven respondents fifty three respondents strongly agree with the statement. Followed by forty three who agreed with the statement.

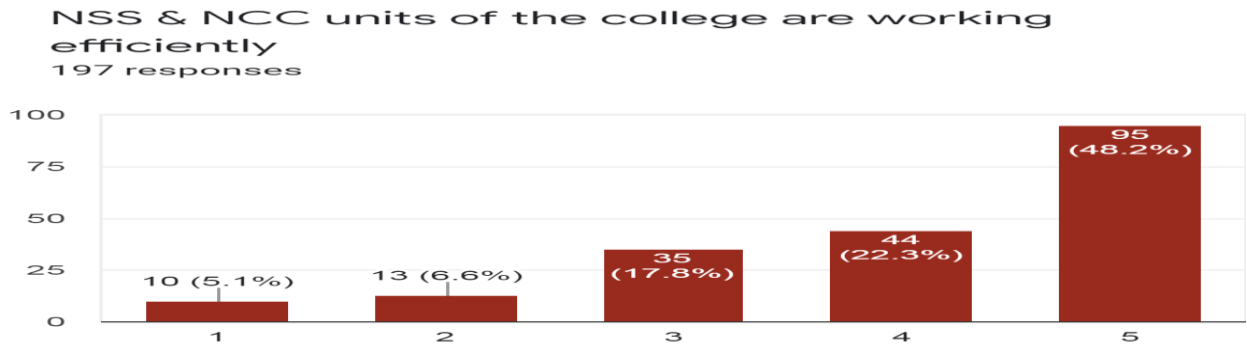
Our institute is well known for its sports and recreation facilities. The next statement is about its quality. The below given graph is the opinion of our respondents on the given statement.

The college has proper sports and recreation facilities
197 responses

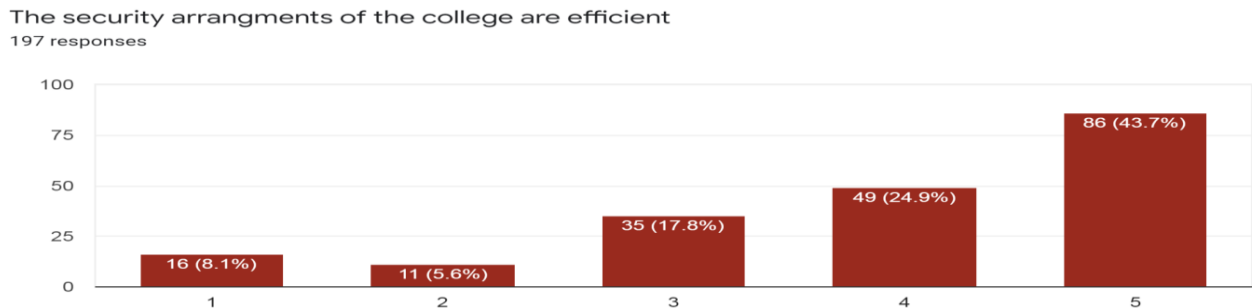


It is seen that a maximum of ninety two respondents strongly agreed that college has proper sports and recreation facilities, while forty eight have agreed with the statement. It is seen that fifteen respondents have strongly disagreed with the statement.

The NSS and NCC units are the backbone of any college. The opinion of the respondent parents about their efficiency was sought in the following statement.



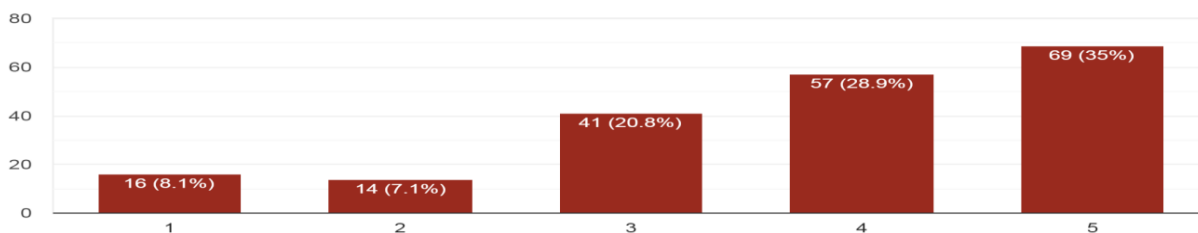
From the above graph it is seen that ninety five respondents strongly agreed with the statement. Forty four have agreed with the statement. While ten parent respondents strongly disagreed with the statement.



The opinion of parents regarding the security arrangement was asked in the next statement. It is clear that a maximum of eighty six respondents strongly agreed that the security arrangements provided by the college are efficient, while 24.9 % respondents have agreed the statement.

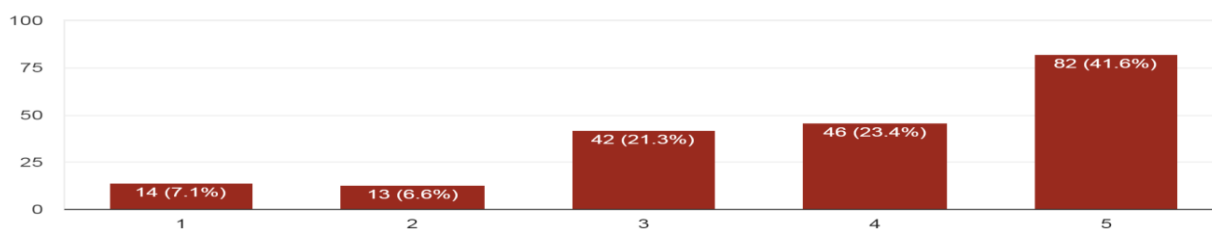
In the next statement the opinion of parents regarding counselling facilities was asked. The following graph explains the response of parents. It is seen that sixty nine parent respondents strongly agreed with the statement, while fifty seven agreed with the statement. While sixteen and fourteen have strongly disagreed or disagreed with the statement.

The college has proper counselling facility
197 responses



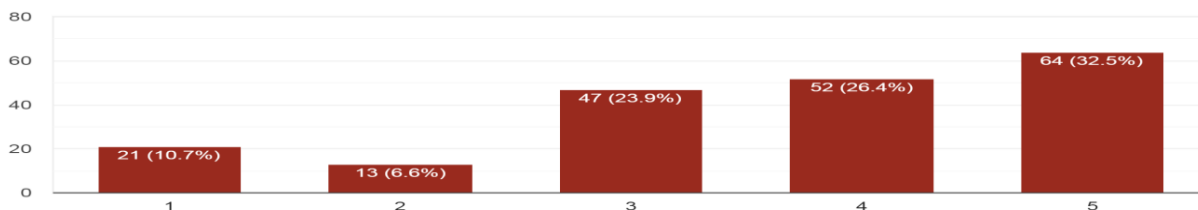
The co-curricular activities boost the personality of students. College not only arranges co-curricular activities but also encourages students to participate in co-curricular activities of other colleges.

College authorities encourage students to participate in Co-curricular activities
197 responses



The following graph shows the response of parents regarding placement activities. It is seen that 32.5 % strongly agreed with the statement, while 26.4 % agreed with the statement.

College undertakes placement activities
197 responses



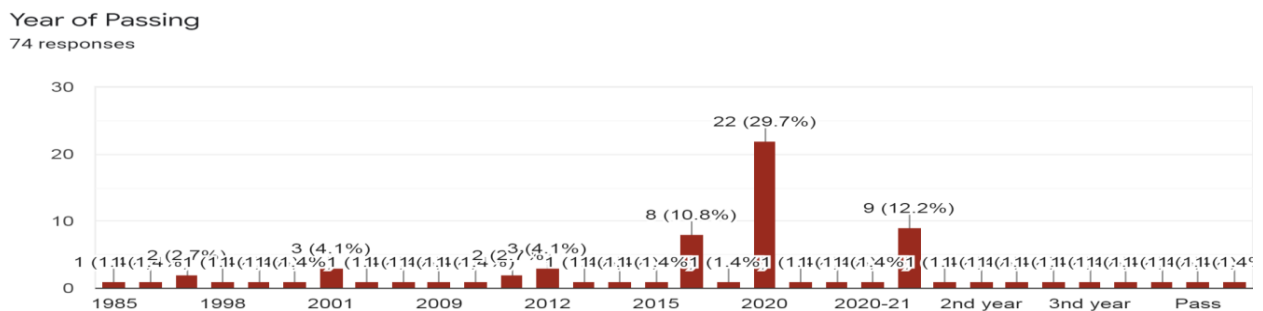
The last segment in the feedback was about the suggestions. Out of many the main prominent suggestions are as follows:

- 1) Please develop a proper discipline for all students.
- 2) Toilets must be neat and clean.
- 3) Premises should be clean and hygienic.
- 4) Although the teaching faculty is great, but need to go for regular classes on time.
- 5) In need students are allowed to use college internet.
- 6) Prohibition of vulgar eatables is mandatory.
- 7) Although the college's library is good, still there is the need of the books likes UGC NET, UPSC, etc....so that the students will be able to explore their talent on some bigger platform as well.

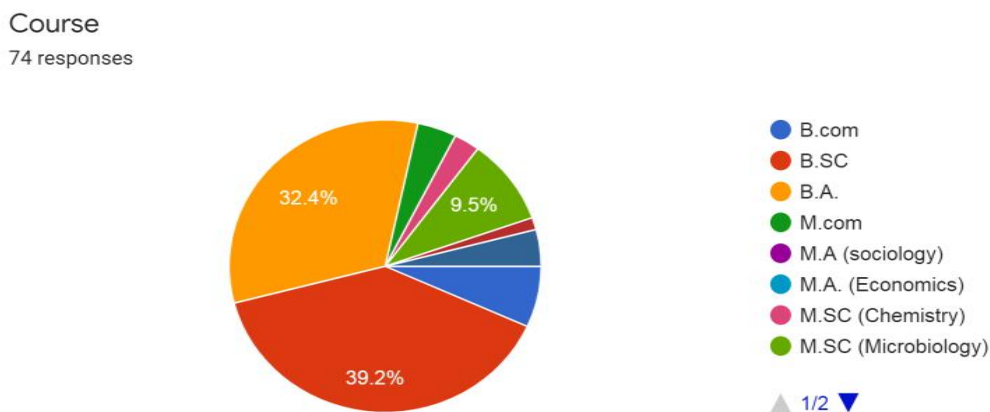
Analysis of Alumni Feedback Form 2020 – 2021

The Alumni feedback was designed to collect the feedback from the alumni of Seth Kesarimal Porwal College of Arts and Science and Commerce, Kamptee, Nagpur. There were eighteen questions based on five point likert scale which were designed in order to get feedback from alumni regarding the status of the college infrastructure when they were the students. The progress of the college in terms of various things is also judged. The support of alumni in the development of the college was also scrutinised. At the end of feedback form, the suggestions were drawn from the respected alumni. Our vibrant alumni association of college was very helpful for getting feedback. The Google form was distributed in college alumni what's up group as well as at individual contact. The detailed analysis of alumni feedback is as follows:

The first question is about the name. The next question was about the year of passing. The following graph shows the year of passing from various respondents. From the graph it is visible that the alumni were from the 1985 batch to the just passed out i.e. 2020 batch gave their feedback.



The information about the courses which alumni have completed in the college was obtained from the next question. Out of the total seventy-four respondents twenty-nine respondents belong to the B. Sc. course, closely followed by twenty-four from Bachelor of Arts. The remaining stream i.e. B. Com. five alumni participated in the alumni feedback. The alumni of various post graduate courses like M. Com., M. Sc. Microbiology, M. Sc. Chemistry also participated in the feedback.



After collecting the email address of respondents, alumni were asked about their current profession. It was pleasant to find that alumni were surviving at some of the best institutes like TCS, Indian postal department, railway and our own college.

Present organisation 57 responses

TCS

Department of Electronics

Indian railways

Anjuman Girls Degree College of Arts. Nag

Mahatma Gandhi Arts and Commerce College

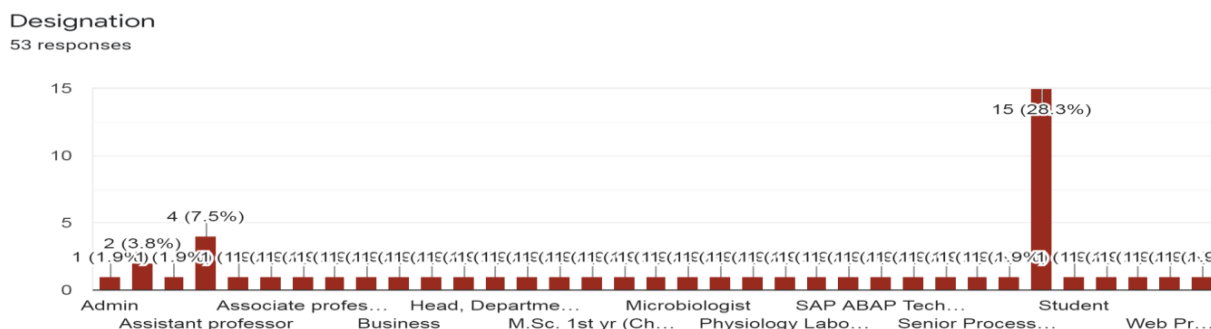
Tata Consultancy Services (TCS)

Diamond Training Center

Business

S. K. Porwal College, Kamptee

Out of seventy four respondents fifty six respondents were in some sort of service. Some of our respected alumni had service out of Nagpur.

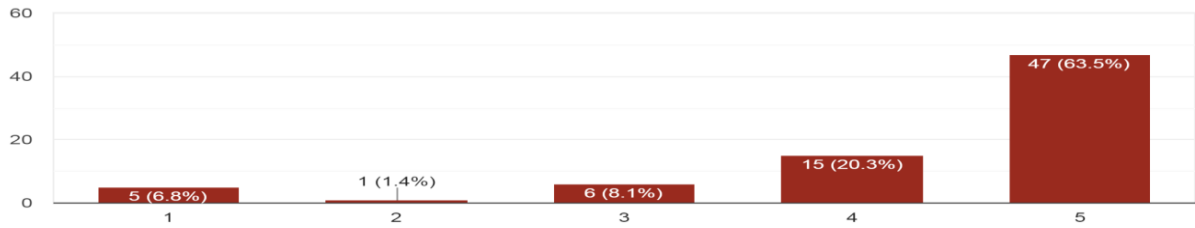


The alumni were working as the head of institute, some of them are administrative head, and some are pursuing their post graduate courses while others are working in the teaching profession.

After this the second section of feedback begins. In this section the opinion of alumni on various statements based on likert scale was asked.

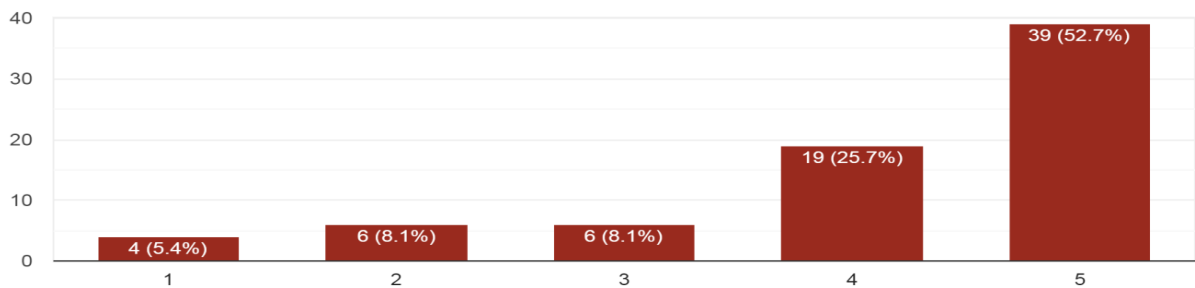
The first statement was about whether the alumni felt proud to be associated with Porwal College as an Alumnus. The following graph shows the response which we got. It was visible that 63.5 % of respondents do possess the proud feeling.

Do you feel proud to be associated with Porwal college as an Alumni?
74 responses



The next statement was about the activities which were conducted by the college during their tenure in the college. The majority of response shows that the college was conducting the various programmes for the overall development of students.

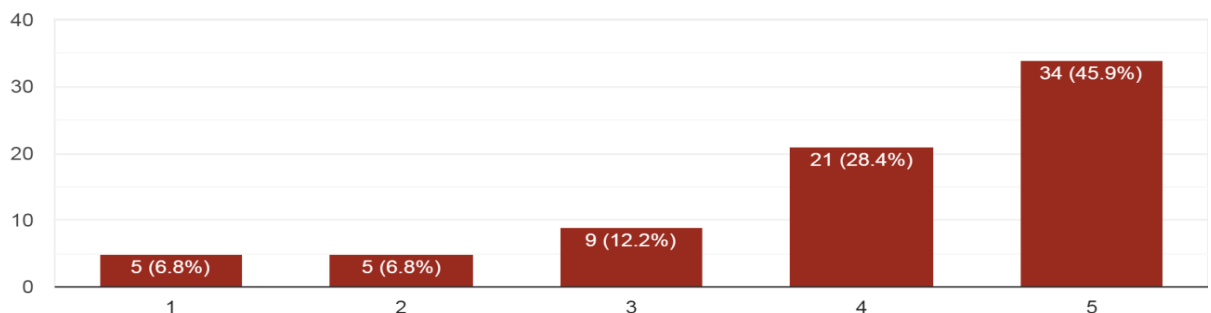
You are willing to contribute for the development of college
74 responses



The above graph shows the willingness of alumni to contribute to the development of the college. It was remarkable to see that more than fifty percent i.e. 52 % were willing to give their valuable contribution.

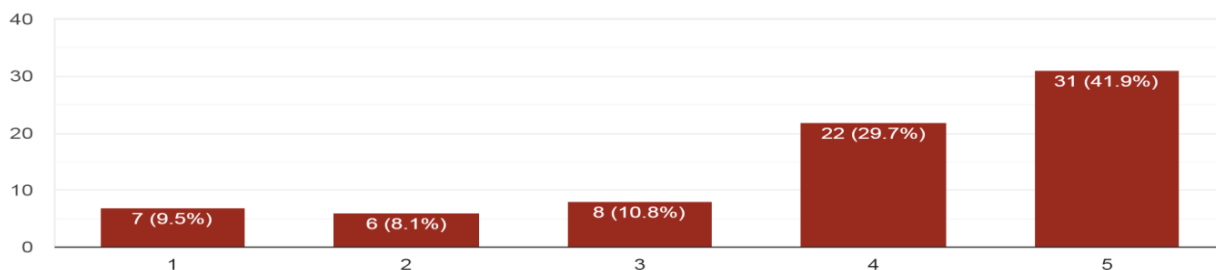
The next statement was about the grievances which students faced during their college days. It was seen that students have an even response to this statement. More than 55 percent have stated that their grievances were duly addressed.

As a student, your grievances were properly handled.
74 responses



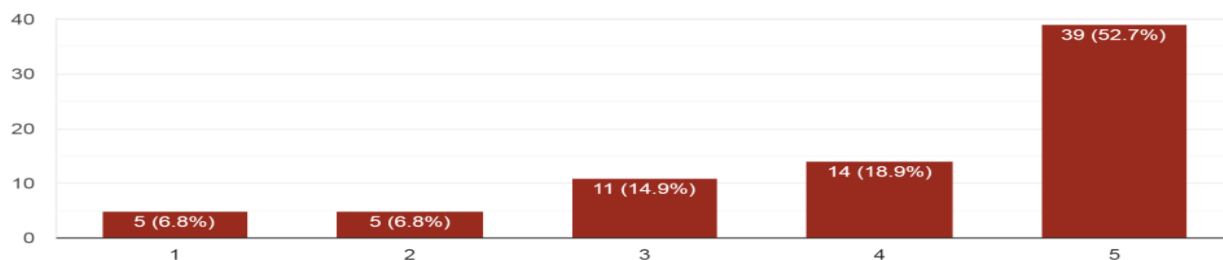
The satisfaction of alumni regarding the infrastructure facility particularly laboratories and equipment was judged in the next statement. It was seen that nearly seventy percent of alumni were satisfied with the facilities.

While studying in the college you were satisfied with the labortaries and equipments
74 responses



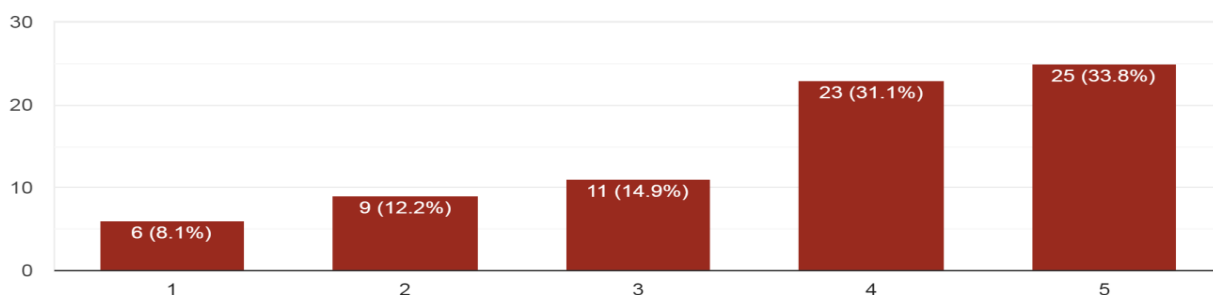
The library facility is an integral part for any college. Hence the statement was about satisfaction driven by the alumni from the library facilities. It was seen that 52.7 % were extremely satisfied with the library facility, while 18.9 % alumni were more than happy with the library facility.

While studying in the college you were satisfied with the library facilities
74 responses



Our college has a glorious history of sports and recreation facilities. The statement pertaining to it agrees with our performance. The graph below shows that nearly 65 % of respondent alumni either agreed or strongly agreed with the statement.

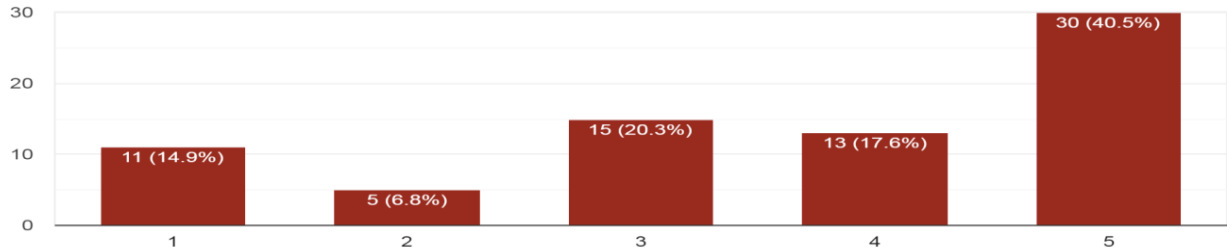
While studying in the college you were satisfied with the sports and recreation facilities
74 responses



Even from a socially poor and economical background the college always has tried to give computer based education to its students. The likert based statement viz. “While studying in the college you were satisfied with the computer facilities” shows that more than fifty percentage alumni were in support of the statement.

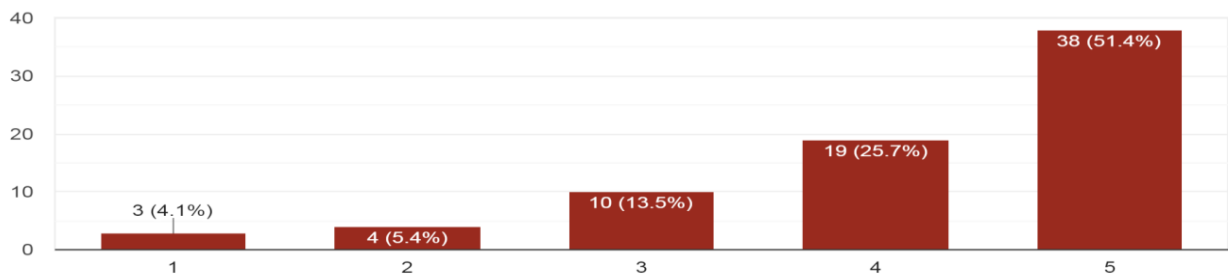
While studying in the college you were satisfied with the computer facilities

74 responses



While studying in the college you have obtained sufficient technical and theory knowledge

74 responses

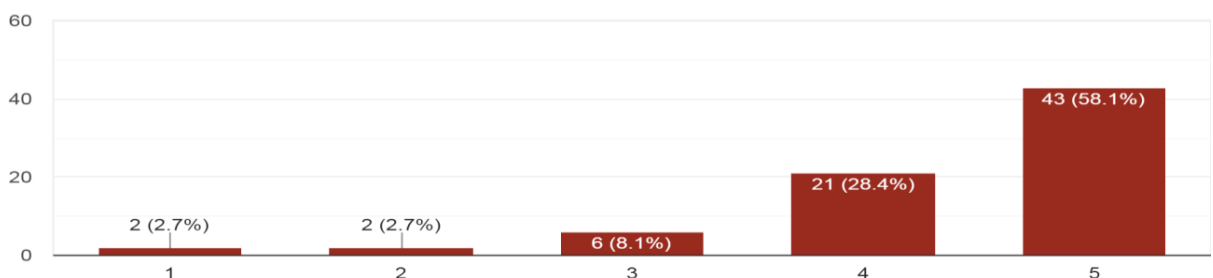


The alumni were asked about the knowledge which they have sought during their tenure in the college. The above graph shows that seventy six percent of alumni were agreeing or strongly agreeing with the statement.

The cooperation rendered by the teachers as well as support staff is always crucial for student progress. Hence the next obvious statement was about this. It was overwhelming to see that our alumni were extremely satisfied with the support of teachers as well as support staff.

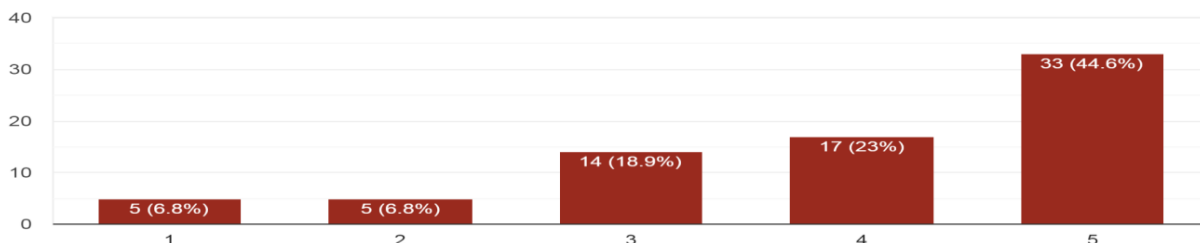
As an alumni you were satisfied with the copoeration of teachers and support staff

74 responses



The teachers of the college always make a special effort to give practical knowledge apart from regular syllabus. The response for this statement shows that 44.6 % of respondents strongly agreed with the statement. While 23 % of respondents' alumni agreed with the statement and five respondents strongly disagreed with the statement.

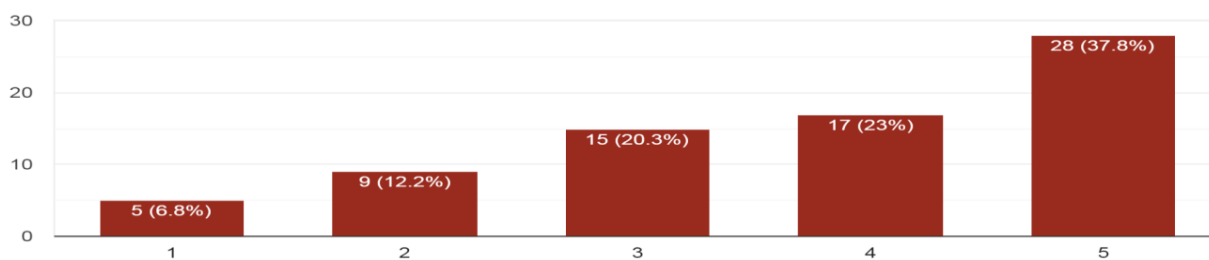
Education imparted in the college is useful and relevant to your present job
74 responses



The above graph shows the responses for the statement that the education imparted in the college is useful and relevant to your present job. In this 44.6 % have strongly agreed and 23 % have agreed to this statement.

The next statement are about present conditions and whether in the opinion of our alumni there is improvement in it. In this series the first statement was about the improvement in laboratories and equipment. It was clear that 60 percent of respondents' alumni agreed or strongly agreed with the statement.

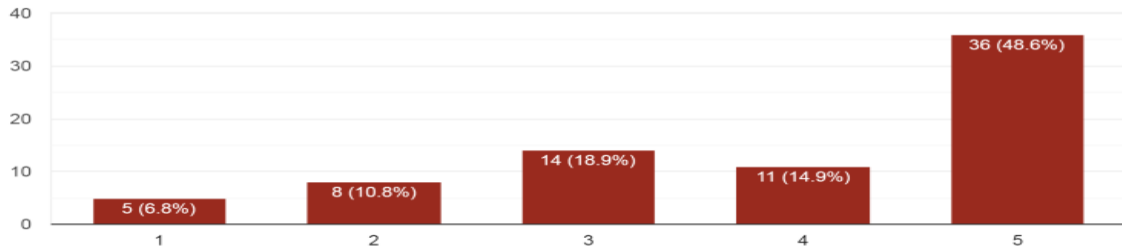
At present, there is an improvement in labortaries and equipments
74 responses



The library facilities of the college were improved. Over the years many of the prescribed books and computer facilities were added to the library. In the view of this the statement regarding the improvement in the library facility was put forward before alumni.

At present, there is an improvement in library facilities

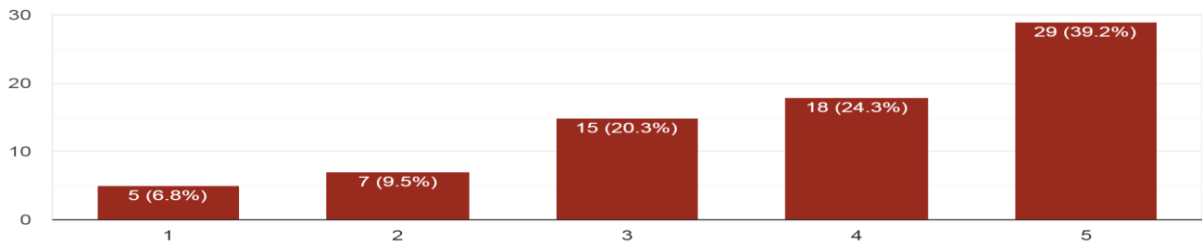
74 responses



The alumni were also in agreement with the progress of the college library. 48.6 % of respondents strongly agreed with the statement.

At present, there is an improvement in the sports and recreation facilities

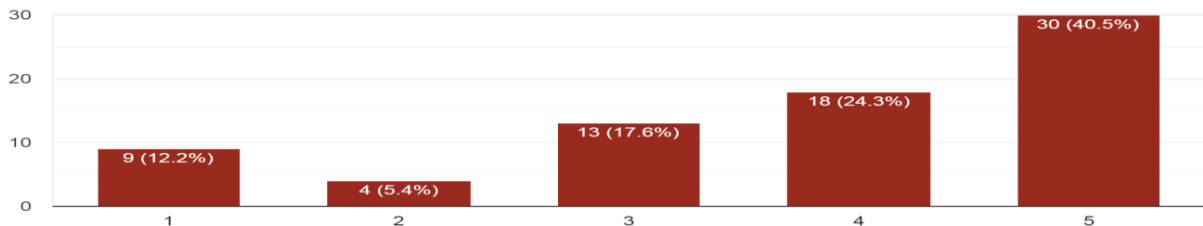
74 responses



The above graph shows the perception of alumni regarding sports and recreation facilities. It is seen that 39.2 % respondents strongly agree with the statement. Followed by 24.3 % who agree with the statement. While only five respondents strongly disagree with the statement.

At present, there is an improvement in the computer facilities

74 responses

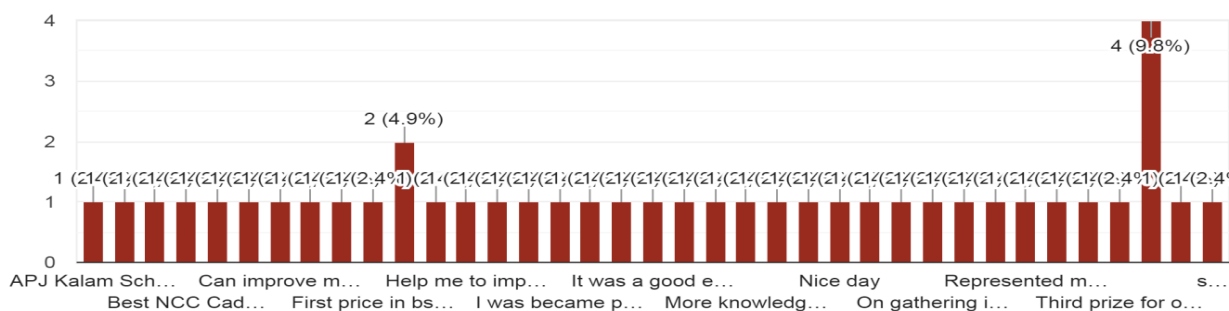


The statement whether there is improvement in computer facility 64.8% respondents either agree or strongly agree with the statement. 12.2 % respondents do not felt likewise.

In order to see whether alumni have anything special to say regarding their achievement during the college tenure most of them have fond memories of the college. The significant achievement include APJ Abdul Kalam Scholarship, NCC and NSS contribution.

Please mention your significant achievement during your college days

41 responses



College authorities have always welcomed the contribution of the alumni. Most of the alumni are ready to help the existing students by guiding them or delivering a guest lecture. Some of them state that they always recommend college name to young aspirants.

The feedback ends with the suggestions which alumni have to offer for the college development.

The major suggestions were

- 1) An English literature subject is a must for B. A especially for Eng medium arts students.
- 2) The college must organise events where the students get knowledge to perform more efficiently in the corporate world.
- 3) College should provide health facilities i.e. Gym.
- 4) College should provide proper social gatherings to the Students for their Personality development.
- 5) College should maintain proper playground.
- 6) College should provide a good and hygienic canteen.
- 7) There should be proper toilets for the students.
- 8) College should have audio visual classrooms.


Co-ordinator
IQAC
Seth Kesarimal Porwal College
of Arts & Science & Commerce
Kamptee




Principal
Seth Kesarimal Porwal College of
Arts & Science & Commerce, Kamptee